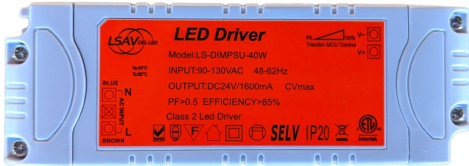


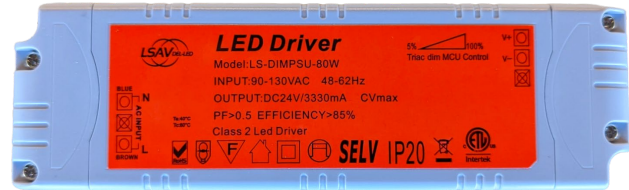


Client Date Qté
 Projet Type BC#

LS-PSU-24V-DIM-40W



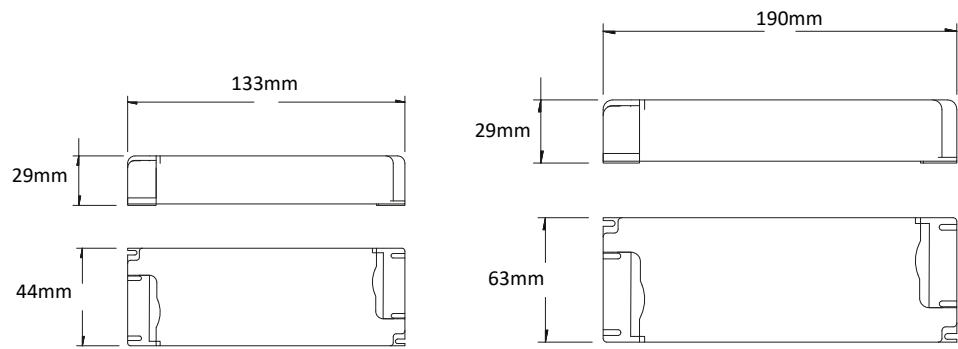
LS-PSU-24V-DIM-80W



Description:

- Certifié ETL Canada et USA.
- Classe 2
- Graduable TRIAC 5%-100%
- Haute résistance à la chaleur
- Protection intelligente contre surtension
- Fonctionne dans des températures de -30°C à 45°C
- Protection contre les inversions
- Garantie 5 ANS

Dimensions:



LS-PSU-24V-DIM-40W

LS-PSU-24V-DIM-80W

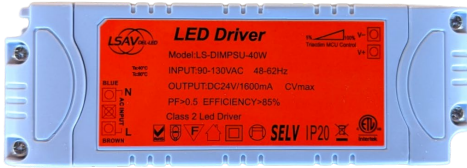
Tableau de commande:

Modèle	Protection IP	Puissance	Voltage d'entrée	Voltage de sortie	Dimensions
LS-PSU-12V-DIM-40W	IP20	40W	120VAC	24VDC	133mm*44mm*29mm
LS-PSU-12V-DIM-80W	IP20	80W	120VAC	24VDC	190mm*63mm*29mm

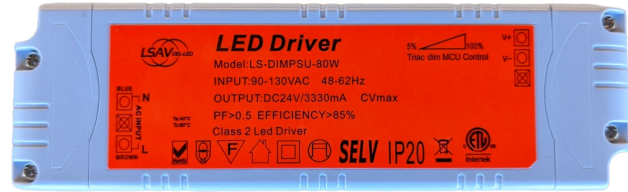


Client Date Qté
 Projet Type BC#

LS-PSU-24V-DIM-40W



LS-PSU-24V-DIM-80W



Specifications:

Protection	Short Circuit	Intermittent restart mode, after the exception can be automatically restored
	Over Current	Hiccup mode, after the removal of abnormal flow can be automatically restored
Environment	Working TEMP.	-30~+45°C
	Working Humidity	5~95%RH
	Storage TEMP. Humidity	-40~+70°C, 5~95%RH
	TEMP .coefficient	±0.03%/°C (0~50°C)
	Vibration	5-55Hz/2g,30 Mimute
Safety& EMC	Safety standards	EN60598
	Withstand voltage	I/P-O/P:3KVAC IP-FG:1.88KVAC O/P-FG:0.5KVAC
	Isolation resistance	I/P-O/P I/P-FG O/P-FG:100MΩ/500VDC/25°C/70%RH
	EMC EMISSION	EN55022,EN55015 Class B
Notes	<p>1. All parameters if NOT specially mentioned are measured at 120VAC input , rated load and 25°Cof ambient temperature.</p> <p>2. To extend the driver's using life ,please reduce the loading at lower input voltage.</p>	



Client	<input type="text"/>	Date	<input type="text"/>	Qté	<input type="text"/>
Projet	<input type="text"/>	Type	<input type="text"/>	BC#	<input type="text"/>

LS-PSU-24V-DIM-40W

LS-PSU-24V-DIM-80W

Dimming Operation

✘The Pulse-Width Modulation (PWM) of output voltage can be adjusted through input terminal of the AC phase line(L) by connection a triac dimmer.

✘Usually matching with leading edge/Forward Phase Triac Dimmers(Can customized as a driver only matching trailing edge/reverse phase Triac Dimmers if needed).

✘Please try to use dimmers with power at least 2.5 times as the output power of the driver.

✘for Forward phase,Magnetic low voltage and Triac Dimmers

Warning

✘Prevent to reverse polarity;

✘Risk of Electric Shock. When used outdoors, install only on a circuit protected by a Class A GFCI;

✘Risk of Fire. Installation involves special wiring methods to run wiring through a building structure. Consult a qualified electrician;

✘Risk of Electric Shock. Mount the unit at a height greater than 1 foot from the ground surface.