




Client Date Qty
Projet Type PO#

LS-EXT-SUS-50*50



AL6063-T5

Description

LS-EXT-ENC-50*50

- Rough aluminium conception.
- To create custom suspended luminaire
- Perfect lighting diffusion with his frosted lens
- Maximum length 10 feet
- Commercial installation
- 3 finish choices (Silver, black or white)

Compatible LED engine

Compatible with 10-12mm led strip

Linear weight

0,23 lb/pied, 0,34 kg/m

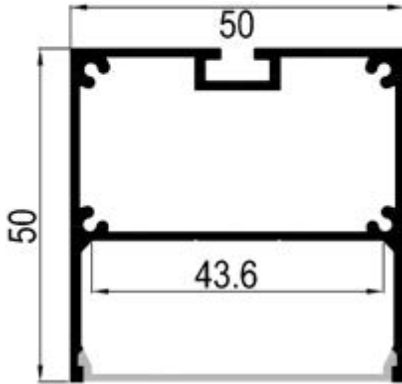




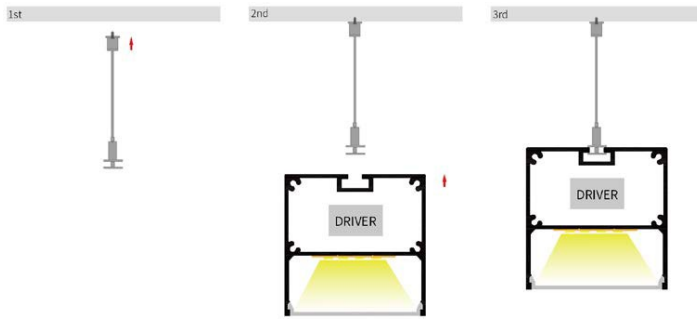
Client Date Qty
Projet Type PO#

LS-EXT-SUS-50*50

Dimension



Installation



Accessories

LS-EXT-SUS-50*50-LEN-GI



LS-EXT-SUS-50*50-KIT



LS-EXT-SUS-50*50-END CAP

